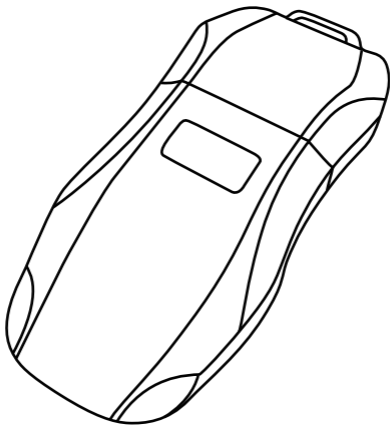


# NEXPEAK NSCAN

## Operation Guide



Bluetooth 5.2 Wireless OBDII +

## **1** Description

NEXPEAK NSCAN is a universal OBD2/OBDII EOBD Scanner which enable user to perform system check for vehicles engine system, read & reset fault codes, read live data stream, and a lots of other features such as speed alarm and performance test.

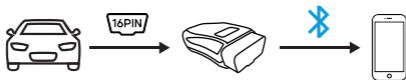
NSCAN also supports other APP such as TORQUE, Dash Command, Car Scanner.

## **2** Compatibility

NEXPEAK NSCAN is suitable to ALL vehicles with standard SAE OBDII system, refer to your vehicle operation manual.

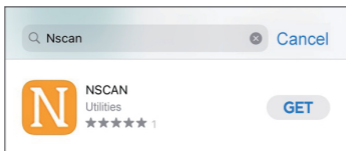
A simple rules for reference only: Vehicles made and sold in the USA after 1996, made and sold in the EU after 2003; made and sold in the Japan or ASIA after 2006 will be compatible with standard OBDII system.

## 3 HOW TO USE



### 3.1 Download the exclusive APP ( NSCAN )

1) IOS software can be downloaded from APP Store by searching "NSCAN" keyword.



2) Android software can be downloaded and installed directly from nexpeak official website.

<https://nexpeaktech.com/service/Download-Center.html>

Scan the QR Code to download directly

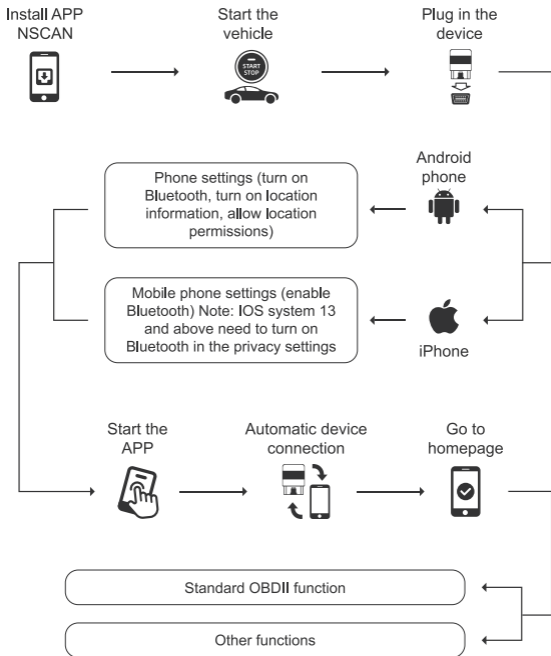


NEXPEAK official



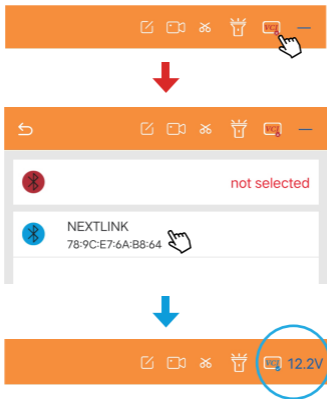
APPStore

### 3.2 Start the vehicle and plug in the NSCAN adapter to vehicle's OBDII 16pin Port.



**3.3 Turn on Bluetooth- Start the app- Automatic connection will be built - Connected.**

\*\*\*Please do not pair the device from phone setting panel.



### **3.4 Start to use your device.**

After bluetooth connection, you will be able to use all the function of the APP.

If the connection between the car and app is not successful. Please check if the vehicle is compatible with OBDII standard.



For other Apps setup or tutorial videos, search keyword "NSCAN" or "NSCAN OBD" on YouTube.

## 4 Tips for using NSCAN better

1) Do i need to register this product ?

A: there's no need, NSCAN is a pure App designed for NSCAN adapter, anyone who owns the adapter can directly use all function of the software.

2) Which software should i download?

A: NSCAN, TORQUE pro, Car Scanner, Dash Command. Etc.  
For more Apps if you'd like to support, please feedback us via:  
[support@nexpeaktech.com](mailto:support@nexpeaktech.com)

3) Why i can't build the connection between NSCAN and my phone?

A: Make sure you're not connecting it via phone setting. All you need is turn on your bluetooth function, and go to our APP NSCAN to pair it.

4) Should i start the engine while diagnostics ?

why all the warning light turned on after plug in adapter ?

It's recommended to use ignition on but engine off mode.

But starting the engine will not affect the use. Some cars settings does not allow any other third party device to access car computer, which will trigger the safety system of the vehicle, you may need to use other full system scan tool to reset the warning light.

## **5** Warranty and support

NEXPEAK warrants that this product will be free from defects in material and workmanship for a period of two (1) years from the date of purchase (the “Warranty Period” ). For defects reported during the Warranty Period, NEXPEAK will, at its discretion, and subject to NEXPEAK’s technical support analysis, either repair or replace defective products. Replacement parts and products will be new or serviceably used, comparable in function and performance to the original part and warranted for the remainder of the original Warranty Period.

NEXPEAK’S LIABILITY HEREUNDER IS EXPRESSLY LIMITED TO REPLACEMENT OR REPAIR. TO THE MAXIMUM EXTENT PERMITTED BY LAW, NEXPEAK SHALL NOT BE LIABLE TO ANY PURCHASER OF THE PRODUCT OR ANY THIRD PARTY FOR ANY SPECIAL, INDIRECT, CONSEQUENTIAL OR EXEMPLARY DAMAGES, INCLUDING, BUT NOT LIMITED.

For any information, please contact [support@nexpeaktech.com](mailto:support@nexpeaktech.com) or web: [www.nexpeaktech.com](http://www.nexpeaktech.com)